

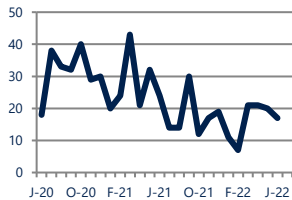


**Focus On: Sea Isle City Housing Market**

June 2022

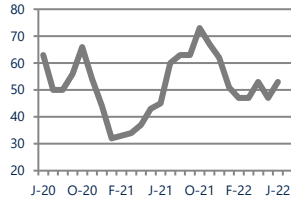
Zip Code(s): 08243

**Units Sold**  
17



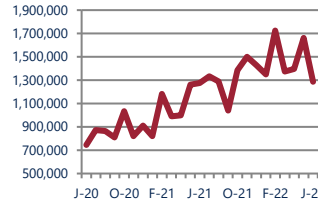
**Down -29%**  
Vs. Year Ago

**Active Inventory**  
53



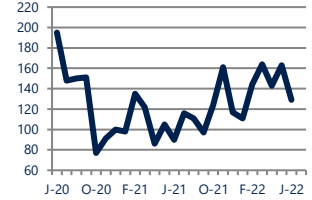
**Up 18%**  
Vs. Year Ago

**Median Sale Price**  
\$1,285,000

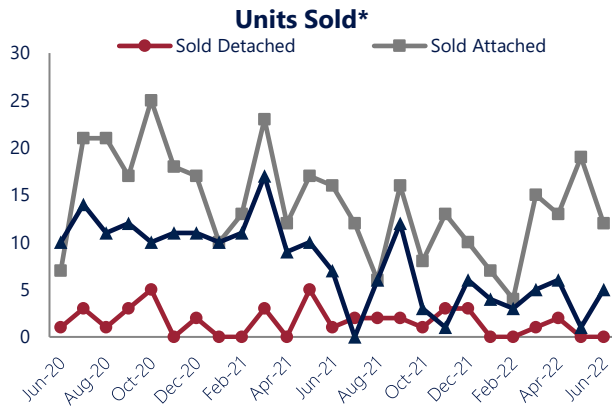


**Up 1%**  
Vs. Year Ago

**Days On Market**  
129

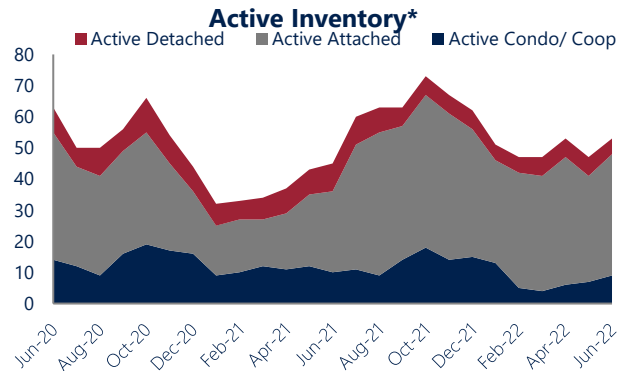


**Up 43%**  
Vs. Year Ago



**Units Sold**

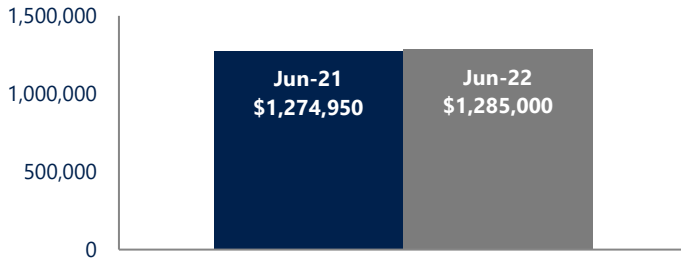
There was a decrease in total units sold in June, with 17 sold this month in Sea Isle City versus 20 last month, a decrease of 15%. This month's total units sold was lower than at this time last year, a decrease of 29% versus June 2021.



**Active Inventory**

Versus last year, the total number of homes available this month is higher by 8 units or 18%. The total number of active inventory this June was 53 compared to 45 in June 2021. This month's total of 53 is higher than the previous month's total supply of available inventory of 47, an increase of 13%.

**Median Sale Price**



**Median Sale Price**

Last June, the median sale price for Sea Isle City Homes was \$1,274,950. This June, the median sale price was \$1,285,000, an increase of 1% or \$10,050 compared to last year. The current median sold price is 23% lower than in May.

Median sale price is the middle sale price in a given month. The same number of properties are above & below the median.

Sea Isle City are defined as properties listed in zip code/s 08243.

\*Detached, Attached, and Condo varies by local area Multiple Listing Service (MLS) definition. For more information regarding your specific market, contact one of Long & Foster's knowledgeable and experienced sales associates. Information included in this report is based on data supplied by CMCAOR and its member Association(s) of REALTORS, who are not responsible for its accuracy. Does not reflect all activity in the marketplace. Information contained in this report is deemed reliable but not guaranteed, should be independently verified, and does not constitute an opinion of CMCAOR or Long & Foster Real Estate, Inc.





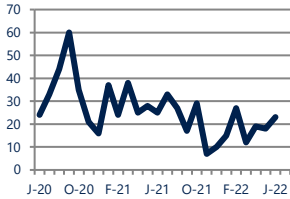
## Focus On: Sea Isle City Housing Market

June 2022

Zip Code(s): 08243

### New Listings

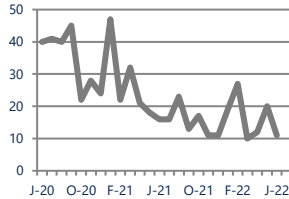
23



**Down -8%**  
Vs. Year Ago

### Current Contracts

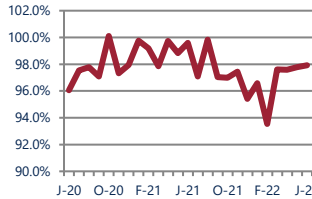
11



**Down -31%**  
Vs. Year Ago

### Sold Vs. List Price

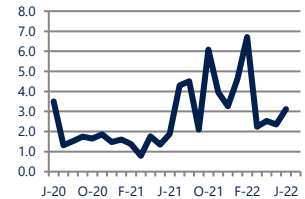
97.9%



**Down -1.7%**  
Vs. Year Ago

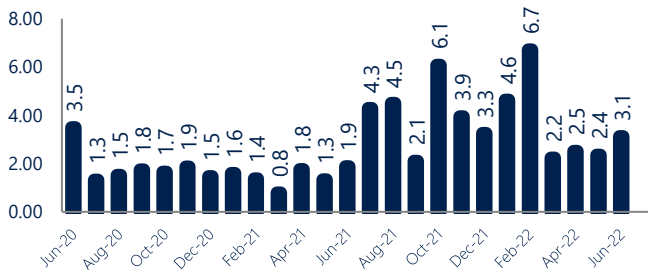
### Months of Supply

3.1



**Up 66%**  
Vs. Year Ago

### Months Of Supply



### Months of Supply

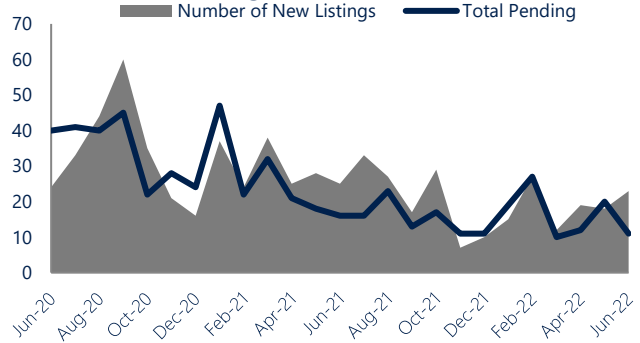
In June, there was 3.1 months of supply available in Sea Isle City, compared to 1.9 in June 2021. That is an increase of 66% versus a year ago.

Months of supply is calculated by dividing current inventory by current sales. It indicates how many months would be needed to sell all of the inventory available at the current rate of demand.

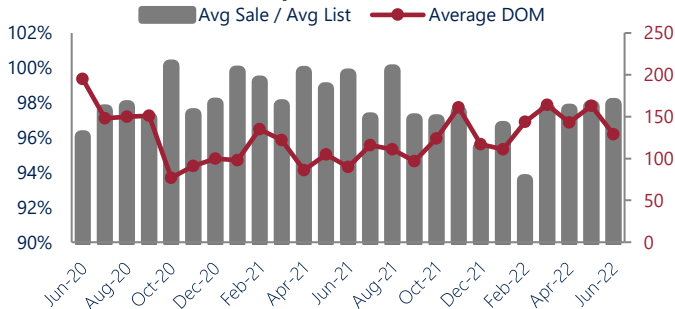
### New Listings & Current Contracts

This month there were 23 homes newly listed for sale in Sea Isle City compared to 25 in June 2021, a decrease of 8%. There were 11 current contracts pending sale this June compared to 16 a year ago. The number of current contracts is 31% lower than last June.

### New Listings & Current Contracts



### Sale Price/ List Price & DOM



### Sale Price to List Price Ratio

In June, the average sale price in Sea Isle City was 97.9% of the average list price, which is 1.7% lower than at this time last year.

### Days On Market

This month, the average number of days on market was 129, higher than the average last year, which was 90, an increase of 43%.

Sea Isle City are defined as properties listed in zip code/s 08243.

\*Detached, Attached, and Condo varies by local area Multiple Listing Service (MLS) definition. For more information regarding your specific market, contact one of Long & Foster's knowledgeable and experienced sales associates.

Information included in this report is based on data supplied by CMCAOR and its member Association(s) of REALTORS, who are not responsible for its accuracy. Does not reflect all activity in the marketplace. Information contained in this report is deemed reliable but not guaranteed, should be independently verified, and does not constitute an opinion of CMCAOR or Long & Foster Real Estate, Inc.

